



280/330 mm



1,7 HP



40 kg




1-phase



Baby

Light and compact floor care machine designed for polishing stairs, bathroom, kitchen and narrow areas. The multidirectional wheels, with adjustable height, allows to easily adjust it to any stair. Pad holders and brushes of size 330mm/(13") or 280mm/(11") are available at choice of the customer. The powerful motor of 1,7 HP allows you to use PLANETARIO 1000 rpm for grinding and polishing narrow areas.



TECHNICAL DATA

Model	Max Power	Volt	rpm	Working Width	Water Tank	Weight
BABY	1,7 HP	1-phase	155	280/330mm (11/13")	8 lt	40 Kg

Baby Accessories

EASY PLATE



STANDARD BRUSH FOR MAINTENANCE.




SOFT BRUSH FOR CARPET CLEANING.



POLISHING BRUSH



HARD BRUSH FOR HEAVY DUTY CLEANING



MSO 11"/Ø280MM 12 SEGMENTS



NEW KLIMBER 4"Ø100MM



SPLASH GUARD



304 mm



2 HP



50 kg



1-phase



from 700 to 1200 rpm



Extrema

NO MORE PAIN !!!

Extrema's 360° steering handle allows you to work standing up, no back pain or KNEES sore! Two CONTRA ROTATING tools with vacuum system incorporated to work free of dust.



TECHNICAL DATA

Model	Max Power	Volt	Grinding Disc Speed rpm	Working Width	Tools	Water Tank	Weight
EXTREMA	2 HP	1-phase	1000	304mm (12")	2x146mm (5,5")	8 lt	48 Kg
EXTREMA VS	2 HP	1-phase	700-1200	304mm (12")	2x146mm (5,5")	8 lt	50 Kg



Extrema Accessories


DT DIAMOND TOOLS 5,5"/Ø146MM



CS DIAMOND TOOLS 5,5"/Ø146MM




CK GREEN DIAMOND TOOLS 5,5"/Ø146MM "VELCRO BACKED"



MS DIAMOND TOOLS 5,5"/Ø146MM



MK YELLOW DIAMOND TOOLS 5,5"/Ø146MM "VELCRO BACKED"



VELCRO BACKED HOLDER

